

THP-Plus & THP+FC

2014-2015 Annual Report Findings

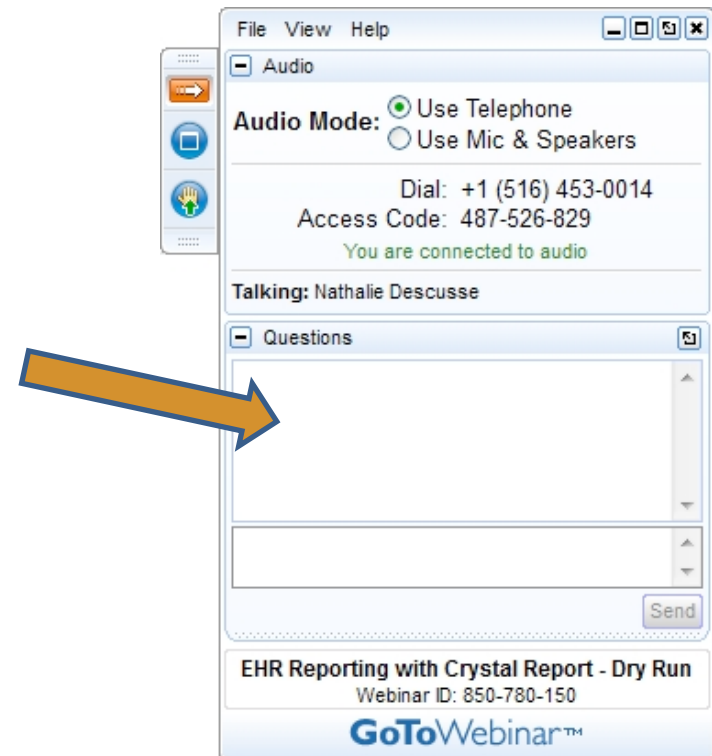


JOHN
BURTON
FOUNDATION

FOR CHILDREN
WITHOUT HOMES

Information to Participate

- Call-in number is 1 (702) 489-0008 and access code is 928-441-384
- To submit questions, click on the “Questions” panel, type your question, and click “Send”
- Presentation materials will be posted at www.thpplus.org

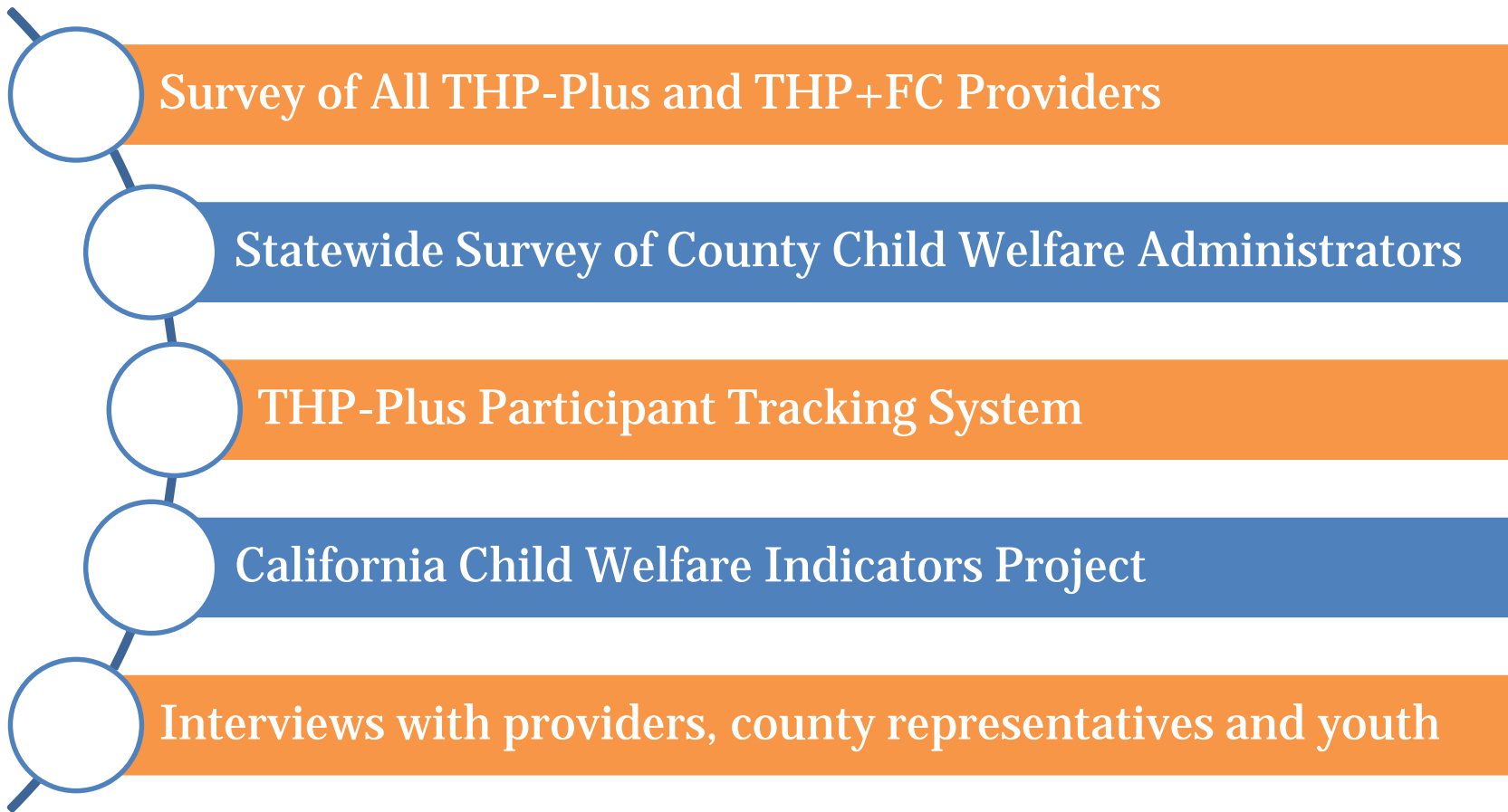


Agenda

- Report Methodology
- 2014-15 Findings for **THP-Plus:**
- 2014-15 Findings for **THP+FC**
- Implications & Policy Solutions
- Questions & Answers
- Updates & Reminders



Report Methodology



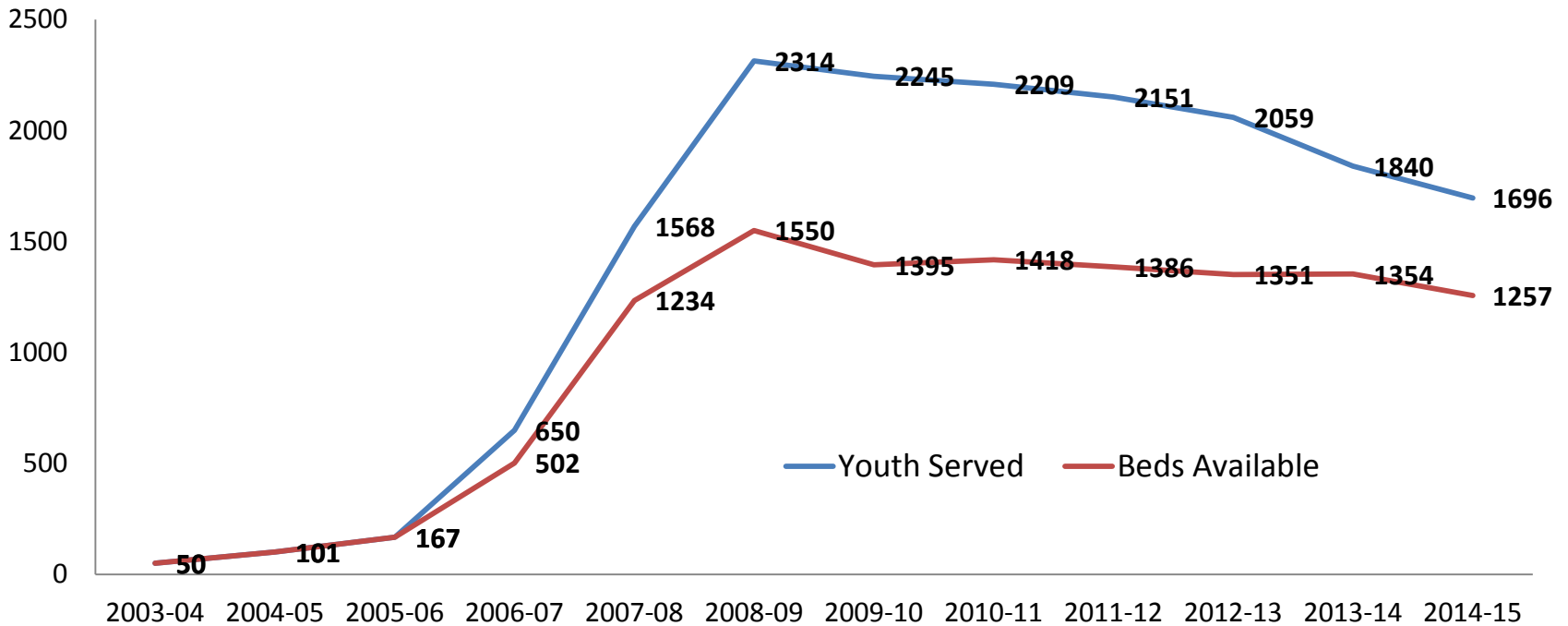
THP-Plus

2014-2015 Program Snapshot




Youth-Served

Sixth Year of Decline




This decline can be attributed to a decrease in the number of contracted beds in 10 counties

Largest THP-Plus Providers



Provider	# of youth served over 12 months
New Alternatives	219
Aspiranet	213
First Place for Youth	161
Volunteers of America	103
Covenant Community Services	87
Bill Wilson Center	86
Star Vista	60
Abode	60
Casa de Amparo	51
Home First	43

Largest THP-Plus Providers: Custodial Parents

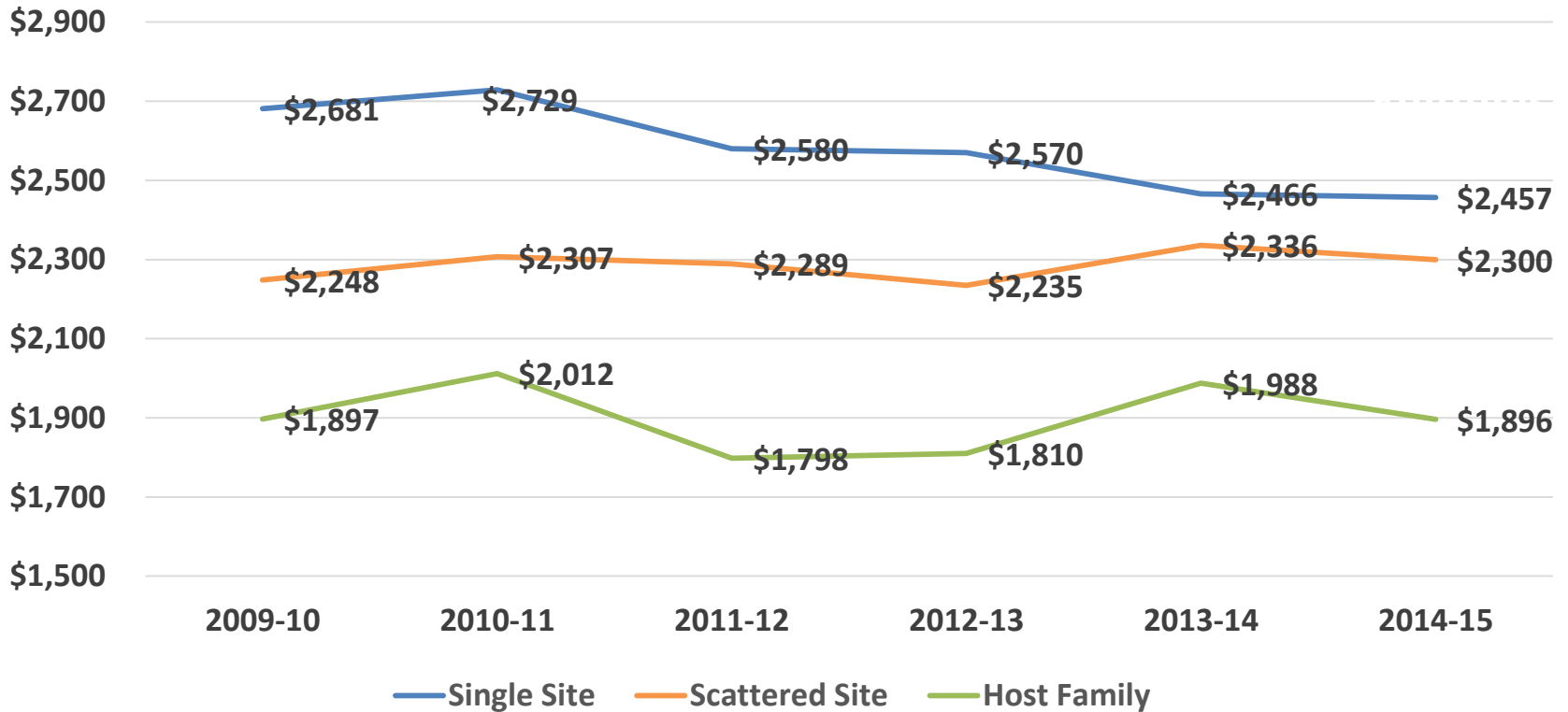


Provider	# of custodial parents served over 12 months
First Place for Youth	50
Covenant Community Services Inc.	39
Aspiranet	32
Volunteers of America	26
Abode Services	23
Bill Wilson Center	21
St. Anne's	19
Casa de Amparo	16
New Alternatives, Star Vista, San Diego Youth Services	15



Rates

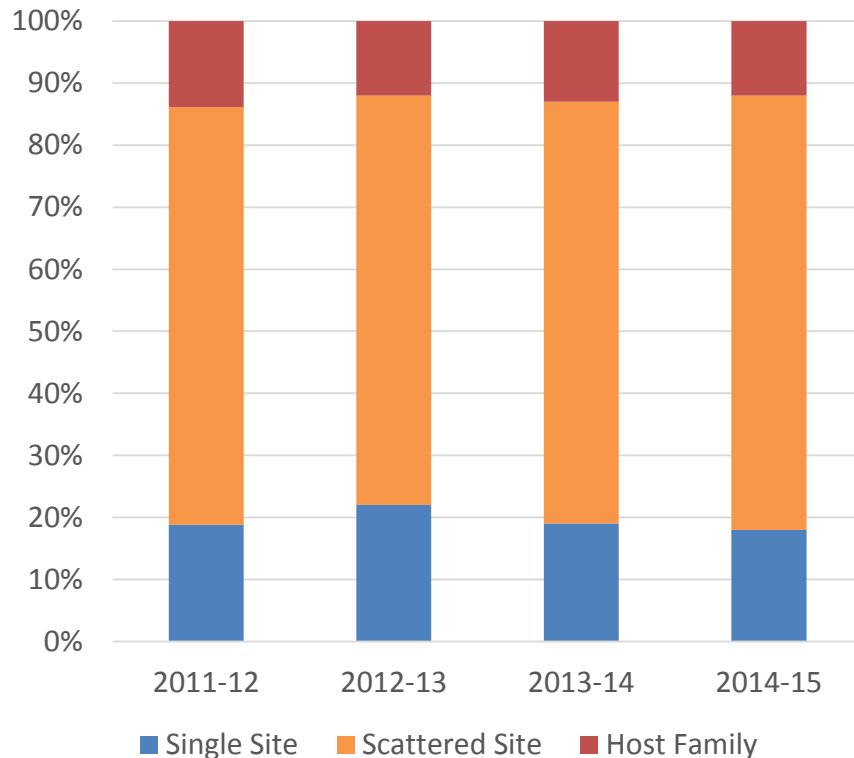
Per Youth Per Housing Model



Single Site : \$2,457 | Scatter Site Rate: \$2,300 | Host Family: \$1,896

Housing Models

Housing Capacity by Model



Single Site: Average rate of \$2,457

- Min rate of \$3,896
- Max rate of \$1,500

Scatter Site: Average rate of \$2,300

- Min rate of \$3,841
- Max rate of \$800

Host Family: Average rate of \$1,896


- Min rate of \$3,841
- Max rate of \$500

THP-Plus

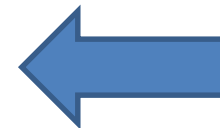
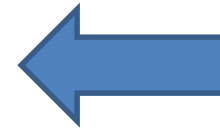
2014-2015 Youth Data



THP-Plus Participant Characteristics

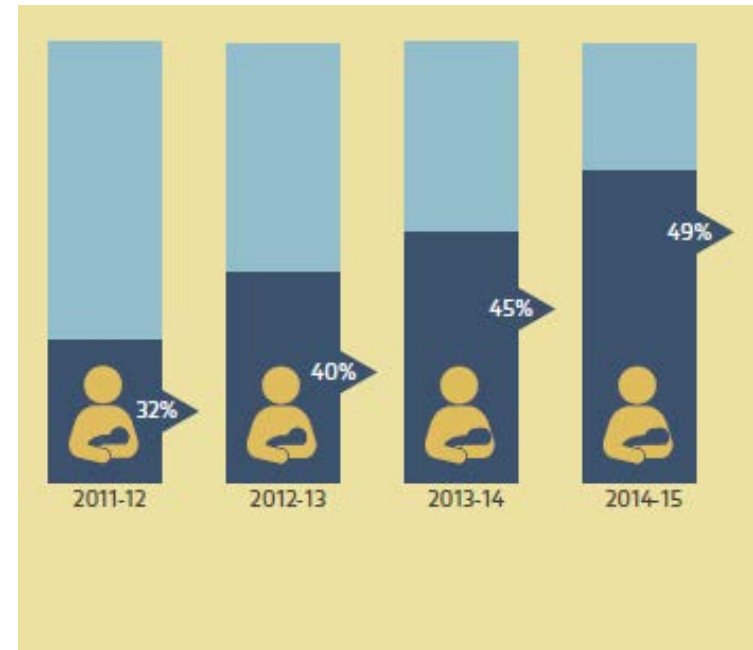


	2012-13	2013-14	2014-15
Male	42%	44%	44%
Female	58%	56%	56%
Age 18 to 20	52%	35%	18%
Age 21 to 24	48%	65%	82%
LGBTQ	8%	9%	11%
Black	34%	32%	38%
White	27%	24%	28%
Native American, Asian or Pacific Islander	3%	2%	1%
Multi-Racial or Other	2%	1%	1%
Hispanic ethnicity	34%	41%	32%
ILP Eligible probation wards as a minor	38%	42%	40%
Custodial mother	15%	11%	11%
	40%	45%	49%



Parenting Youth

- The proportion of young women who are custodial parents increased for the 4th consecutive year.
- In 2014-15, almost half of the women in THP-Plus had one more children in their custody.
- 27% of women entered the program as a custodial parent but upon exit 49% were custodial parents



Challenges

Parenting Youth

Securing child care

Ensuring safety of the participant's child

Additional costs of providing quality housing for the youth and their child(ren).

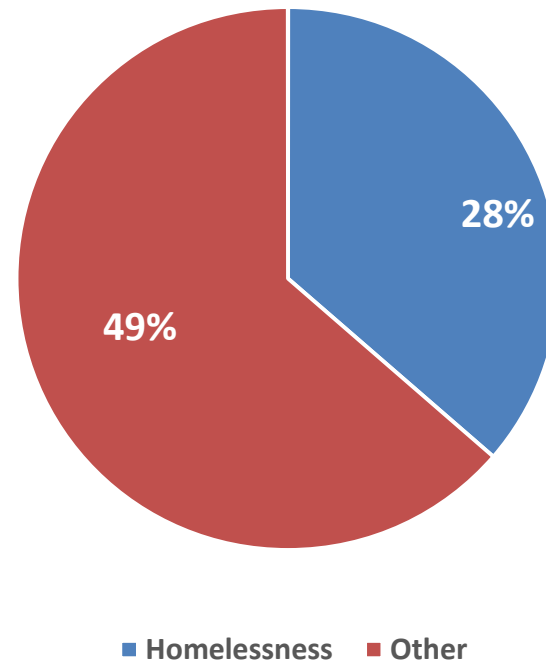
Issues relating to the parenting youth's partner

Unplanned repeat pregnancies

Homelessness

- More than 1 in 4 youth entered THP-Plus directly from homelessness.
- Homelessness is the most common place from which youth enter THP-Plus
- 26% enter from housing with a relative, 15% enter from shared housing and 6% enter from probation group home.

Housing Prior to THP-Plus



Gains in Earnings

- Experience a 23% increase in earned income from entry to exit but still below the poverty line.
- Experienced an increase in rate of employment.
- Utilization of public benefits increased from 40% at entry to 50% at exit.

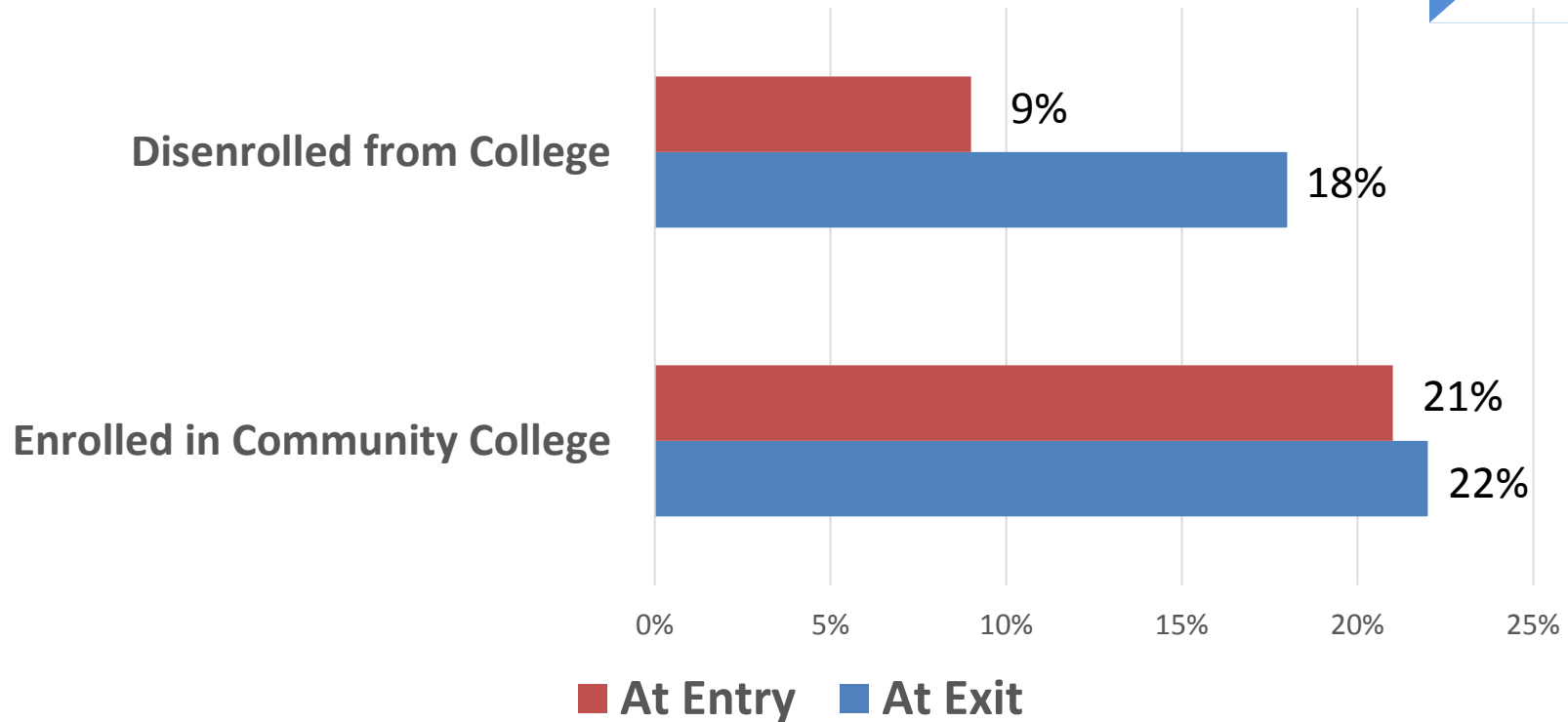
Average increase from \$735.00 to \$905 per month or \$8,820 to \$10,860 per year.

36% at entry to 45% at exit

Main public benefits include CalWORKS, SSI, CalFresh, and WIC

Education Status

THP-Plus
Findings



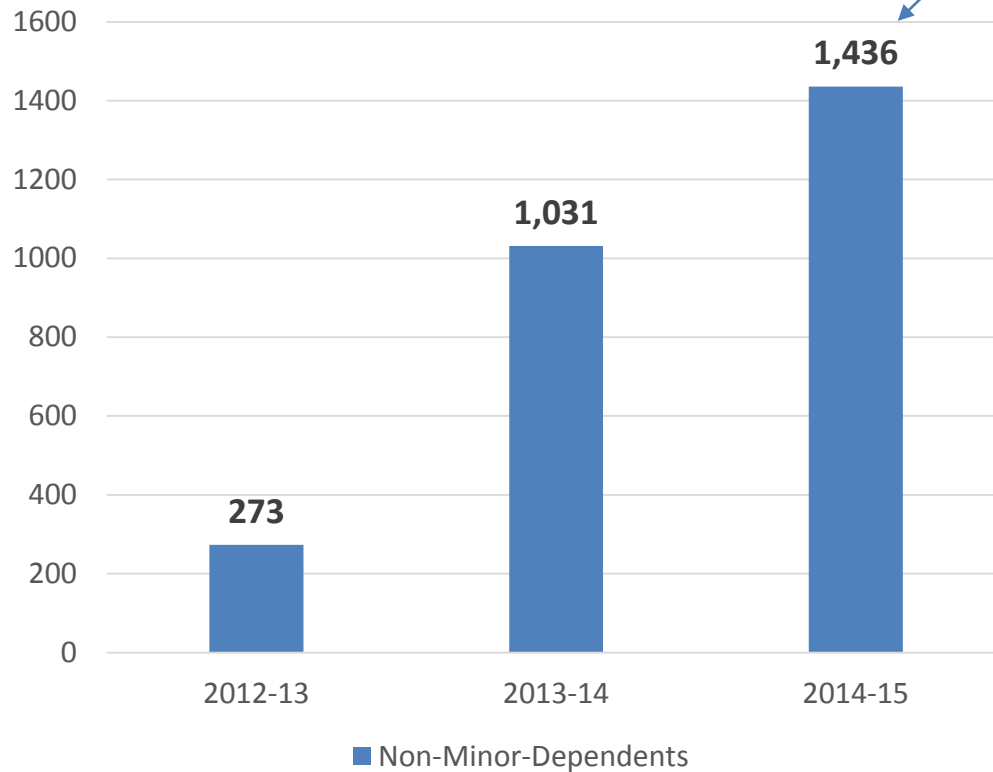
◀ Only 1 in 5 participants are enrolled in college despite the fact that 72% have a high school diploma or GED ▶

THP+FC

2014-2015 Program Snapshot




Youth Served



222 of these
are probation
foster youth
(15%)

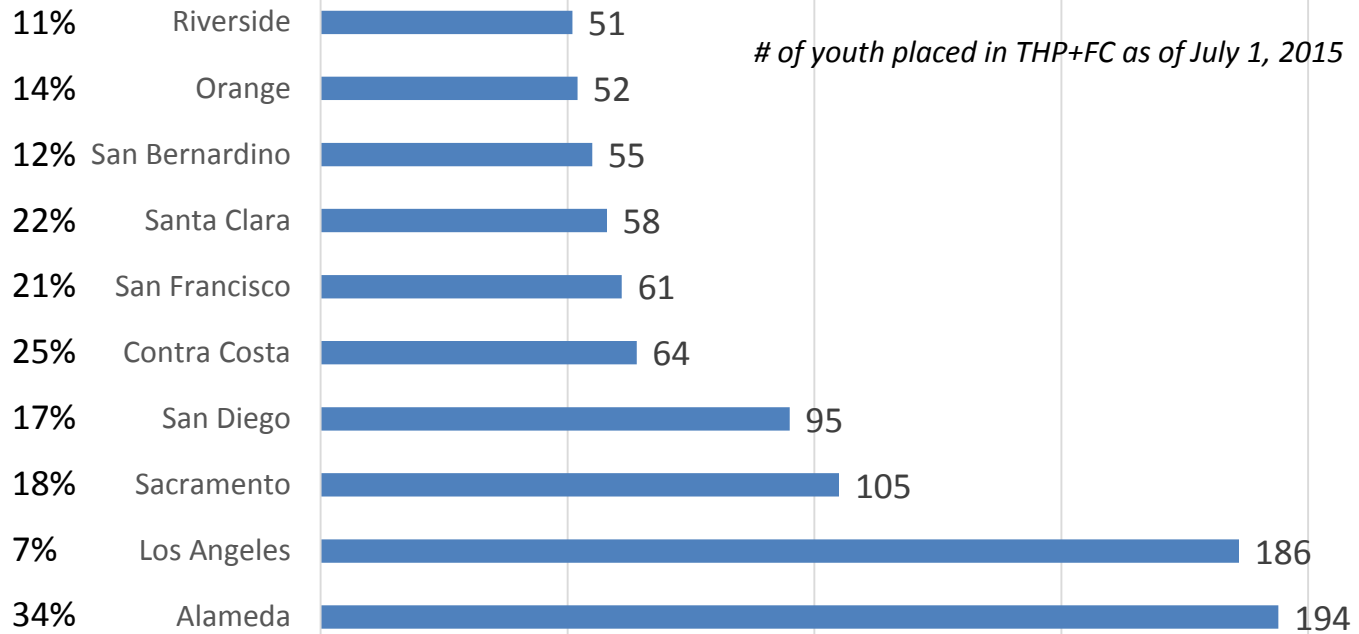
The number of youth placed in THP+FC has increased by 39% since FY 13-14 from 1,031 to 1,436.

Top 10 Counties Placing in THP+FC



% of total NMDs

Statewide
Average:
15%




of youth placed in THP+FC as of July 1, 2015

0 50 100 150 200 250

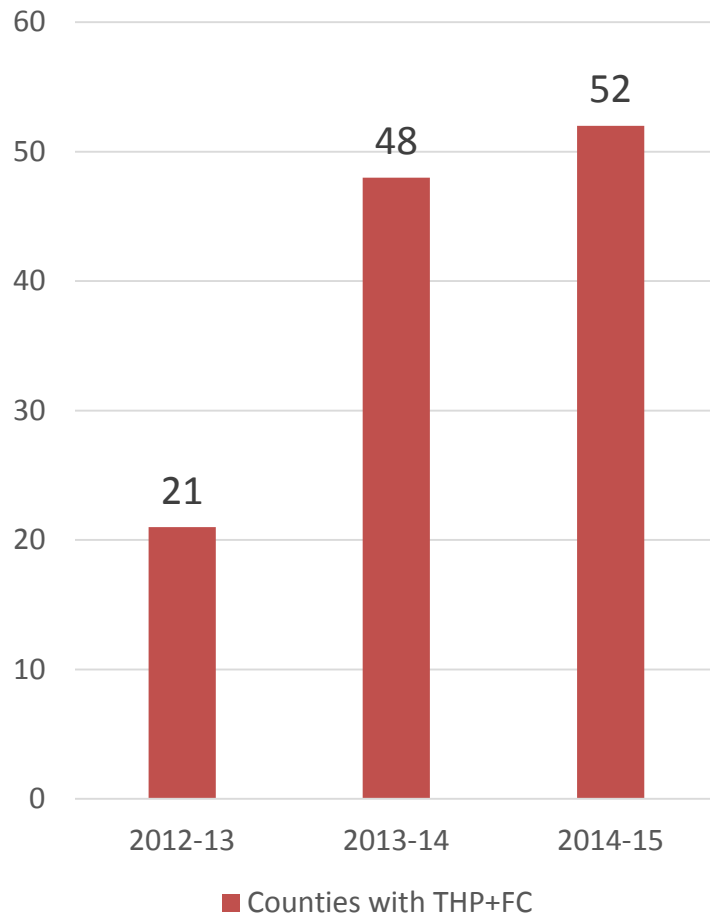


Largest THP+FC Providers



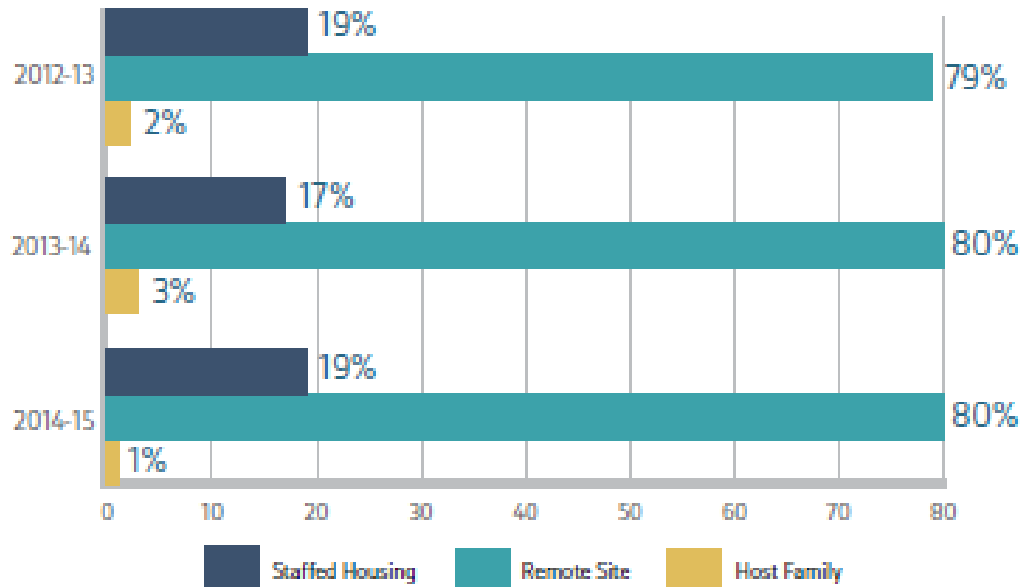
Provider	Youth served over 12 months
Environmental Alternatives	546
First Place for Youth	253
Aspiranet	161
Walden Family Services	123
Bay Area Youth Center	85
New Alternatives	84
Abode Services	60
Northern California Youth and Family Programs	59
Families First, Inc.	57
St. Andrew's Residential Program	56

Counties with THP+FC



Number of providers increased from 41 last fiscal year to 52 provider. 31 THP+FC providers are also THP-Plus providers

Housing Models



Remote-Site accounts for 80% of all housing sites in THP+FC

THP+FC

2014-2015 Youth Data

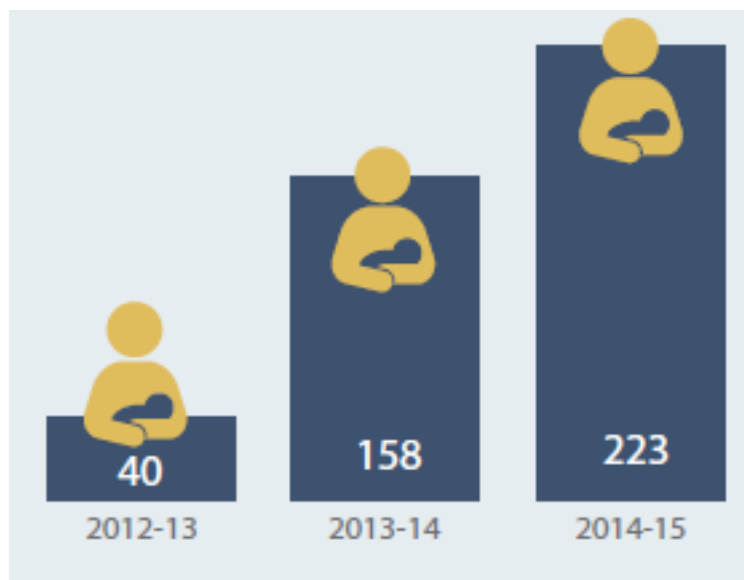


Mental Health Needs

One of the most commonly cited issue raised during interviews was issues addressing needs of youth with moderate to severe mental illness

- More than half of county respondents “strongly agree” that not enough THP+FC providers serve youth with special needs
 - Lack of therapeutic services to safely house youth with serious mental illness

Parenting Youth



- 1 in 6 THP+FC participants are custodial parents.
- 1 in 3 young women in THP+FC are a custodial parent.

Issues raised from interviews included:

- 1) Barriers to accessing child care
- 2) Uneven administration of the infant supplement

Providers & Counties

Respond

- **80% of providers and county representatives “Agree” or “Strongly Agree” that a lack of affordable housing after foster care is the biggest challenge facing youth in THP+FC**
- **Providers largely agreed that regulations around THP+FC are unclear with regards to:**
 - Requirement for all case managers to hold a Master’s Degree
 - Calculation of the staff ratio using the social worker only
 - Restriction that a non-foster youth may not live with a youth in THP+FC

Implications

- Youth with **mental health needs** require specialized support in THP+FC
 - *Policy solution: Tiered rate and expanded EPSDT*
- Improved supportive services and resources are needed for **parenting youth** in both programs
 - *Policy solution: Subsidized child care*
- Greater efforts are needed to focus on **preventing first and repeat pregnancies** in both programs
 - *Policy solution: Funding for social worker, caregiver and youth training, better tracking*

Implications

- Prioritizing **higher education access** and retention in the same way that we prioritize employment training and permanent housing (SB 1252).
 - *Policy solution: Thoughtful implementation of AB 824, full knowledge of SB 1023 campuses & clarity about which counties have opted into SB 1252, better financial aid outreach*
- Providers and counties must deepen knowledge and capacity to help youth secure **permanent, affordable housing**
 - *Practice solution: training on how to access*
- **Earned Income Tax Credits** offer critical income assistance to youth in THP-Plus and THP+FC
 - *Practice solution: Outreach and education to youth*

Reminders / Updates

Bi-Monthly
THP-Plus/FC
Call

Join Us for the Institute!

December 17th

California Endowment Center
Los Angeles, CA

Register today by visiting
www.institute2015.thpplus.org

Promotional Code: FreeAfter3

Questions

Amy Lemley

amy@johnburtonfoundation.org

Martha Joseph

martha@johnburtonfoundation.org

Reminders / Updates

Bi-Monthly
THP-Plus/FC
Call

Partnership With FosterClub

All selected youth scholars will:

- Have all expenses paid to attend the THP-PLUS/FC Institute 2015, including travel expenses and hotel
- Learn from leading California and national experts
- Network with other peer and professional advocates from across the state
- Build skills and gain knowledge that can assist you on your own path
- Help improve the foster care system and housing services foster youth
- Receive a stipend of \$75

Deadline: November 29th

Application:

<https://www.fosterclub.com/groups/california/attend-2015-thp-plusfc-institute-scholarship-apply-today>

Reminders / *Updates*

Bi-Monthly
THP-Plus/FC
Call

Next Call:

Thursday, January 14th
10:00 AM to 11:00 AM

Questions

Amy Lemley

amy@johnburtonfoundation.org

Martha Joseph

martha@johnburtonfoundation.org

Kevin Clark

kevin@johnburtonfoundation.org